



Welcome to St. Andrew's Junior School

Year 3 Transition Booklet

June 2020

Welcome to Year 3



Contents Page

Page	Information
3	Welcome
4	Staff and classes
5	Uniform
6	Daily Routines
9	Clubs Rewards
10	Planners
12	Learning in Year 3
14	Pastoral Support
15	Further Support

Welcome



We are very excited to see your child in September 2020, when they start in Year 3 at St. Andrew's Junior School. Please read through this booklet with your child to help familiarise them with life at the Junior School.

At the Junior School we have the same vision as the Infant School.

SCHOOL VISION

Promoting excellence within a caring, Christian community

- Confident** – We embrace challenge and persevere
- Aspire** – We aim high
- Respectful** – We are friends and cherish God's world
- Inclusive** – We welcome everyone and are all of equal worth
- Nurturing** – We look after each other so we can all flourish
- Generous** – We give to each other and our community



"Love each other as I have loved you."

John 15:1

Staff and classes

The Headteacher is Mrs Smith, who is also the Headteacher at the Infant School.

The Deputy Headteacher is Mrs Jocelyn.



The children who are in Class 5 will be going into Class Ireland and their new teacher will be Miss Armitage.



The children who are in Class 6 will be going into Class Australia and their new teacher will be Miss Mason.



At the Junior School, we have HLTA's (Higher Level Teaching Assistants) who will teach the children at certain times. This might be for PPA cover (Planning, Preparation and Assessment time) or if a member of staff is out of school or ill.

Other classes in school

Year 4



Class Italy - Mr Johnson



Class Canada - Mr Lyons

Year 5



Class France - Miss Holt



Class Germany - Miss Haley

Year 6



Class India - Miss Baker



Class USA - Miss Riley

Uniform

Our uniform at the Junior School is shown below:



SCHOOL UNIFORM

Navy jumper, cardigan or sweatshirt (not hooded) – with the school badge.

White shirt/blouse or white polo shirt – with or without the school badge.

Grey trousers (long or short), grey skirt or pinafore.

Summer alternative – blue and white checked dress.

Sensible black shoes.

Sensible weather proof coat with a hood.

PE

White T-shirt – with or without badge

Navy shorts or PE skirt (indoors)

Dark jogging bottoms (outdoors)

Dark warm jumper (outdoors)

Trainers OR pumps

Children need to make sure they always have both indoor and outdoor PE kit in school all the time; we recommend that it only goes home at the half term holidays. Children have a peg with their name on, they can keep their kit on there in a small bag.

Daily Routine

School starts at 8.50am but children **can come into the classroom from 8.40am** onwards. They come in through the playground gates and wait at their classroom outside door, until their teacher lets them in.



After they come in, children put their coat and book bag on their named peg. If they have a packed lunch, there is a trolley to put lunch boxes on. Children fill up their water bottle and go into the classroom.

When children go into the classroom they must take in their water bottle, planner, reading book and any letters that they have into the classroom. (Any letters will go in the blue tray that we take to the office after the register- don't worry we will always remind the children about this)

Children have morning tasks to complete. They complete these whilst the teacher takes the register. Some of the tasks that they might be set are:

- Independent reading or reading with an adult,
- Take a reading quiz or
- Complete maths or literacy tasks.

Daily lessons start when the bell goes at 9:05am.

Each morning we have maths, literacy and spelling lessons before we have our **lunchbreak at 12 noon**. The children will have **morning break at 10:25am until 10:40am**.

During break time, children may have a healthy snack (brought from home) snacks can be kept in book bags.



At lunch time, children go out to the playground and play until their year group is called for lunch. They then line up outside Year 4. The lunch time staff will guide the children to show them where they need to go during the first few weeks. If children need the toilet during lunch time they must use the Year 4 toilets. If safe to do so, children might be allowed to play on the field, running track, Trim Trail or in the MUGA (Multi Use Games Area).

During break and lunch times, we have Befrienders who are there to help the children. Befrienders are children from Year 5 and Year 6, who can be identified by the blue sashes that they wear. If the children need any help in the playground or need someone to play them they are there to help and assist other children.



Afternoons begin with Collective Worship:

- Monday – led by a teacher, Mrs Smith or Mrs Jocelyn
- Tuesday – led by Reverend Paul
- Wednesday – led by a teacher, Mrs Smith or Mrs Jocelyn
- Thursday – class worship
- Friday – Golden Book (celebration) Assembly led by Mrs Smith or Mrs Jocelyn

At the end of Collective Worship we say our school prayer:

School Prayer

**This is our school,
Let peace live here,
Let the rooms be filled with happiness,
Let love be all around.
Love of all people
And love of life and living.
Let us remember
That, as many hands make a building,
Many hearts make a school.
Amen**

During the afternoon the children take part in many lessons, art, history, geography, French and many more. Different teachers may lead some of these afternoon lessons.

Each afternoon we complete the Daily Mile (5 times around the track is the equivalent of one mile) We keep a class total and have a school competition each week to see which class completed the most laps, it can get very competitive!

At the end of the day the bell will go at 3.25pm. Before the children leave we say our end of day prayer. Children must take their planner and reading book home

every night. We like all **children to read daily at home** and ask that an adult signs their planner so the teachers can see what reading has been done.

End of day prayer

Thank you for our school and all of our friends here.

We are so grateful for all the things we have learnt today.

Be with us now as we journey home.

Amen


Clubs

We run lunchtime and after school clubs for children. In September you will be given more information about the clubs that they can attend and sign up for.

Some of the clubs we have are: Christian Crackers, choir, different sports, arts and crafts, ICT, dance and lots, lots more. Whatever the children like there will be a club for them!

Rewards

St Andrew's pupils always try their best to be safe, respectful and superstars. (Especially in Year 3 where the classes are known as Incredible Ireland and Amazing Australia!) In school, children earn rewards for good work, good attitude and behaviour. They can earn Smileys for doing all of those things. When they earn a certain amount of Smileys, children are presented with a special certificate during our Golden Book assembly on a Friday afternoon.

 Amount of smileys 	Award
100	Bronze
200	Silver
300	Gold
400	Obsidian
500	Titanium
600	Platinum

During the Golden Book assembly, children might get a mention in the Golden Book. There are many things children can get a special mention for. It could be because

they are a Maths Wizard, a Spelling Superstar, they persevere with tricky learning or show they are a great role model.



ALWAYS children

At the Junior School, all children are able to earn an ALWAYS badge. These are for children who are ALWAYS well behaved, follow rules, show a good attitude, are good role models and ALWAYS try their best....they are ALWAYS a perfect St. Andrew's pupil. Every year the badge is a different colour.

Planners

Children will be given a planner when they join us in September. They need to make sure they bring this (and their reading book) to school every day. We use their planner for lots of different things. It has log in details for the websites we use in school and that can be used at home. It has details about our school day, Golden rules, our values and aims. Children will be able to keep a record of how many Smileys they have and which certificate they are working towards.

Each planner has two pages for each week that look like this:

On this page children will write down the pages they need to do in their homework books and spellings will be stuck in here.

The second page is their reading record for that week. Here they can write down what book they are reading, what pages they have read and if they have read at home.

These boxes can also be used for adults to write messages or comments for the staff in school.

Planners needs to be signed each week by an adult at home.

Adults at home and at school will also write in these boxes to say what reading the children have done.

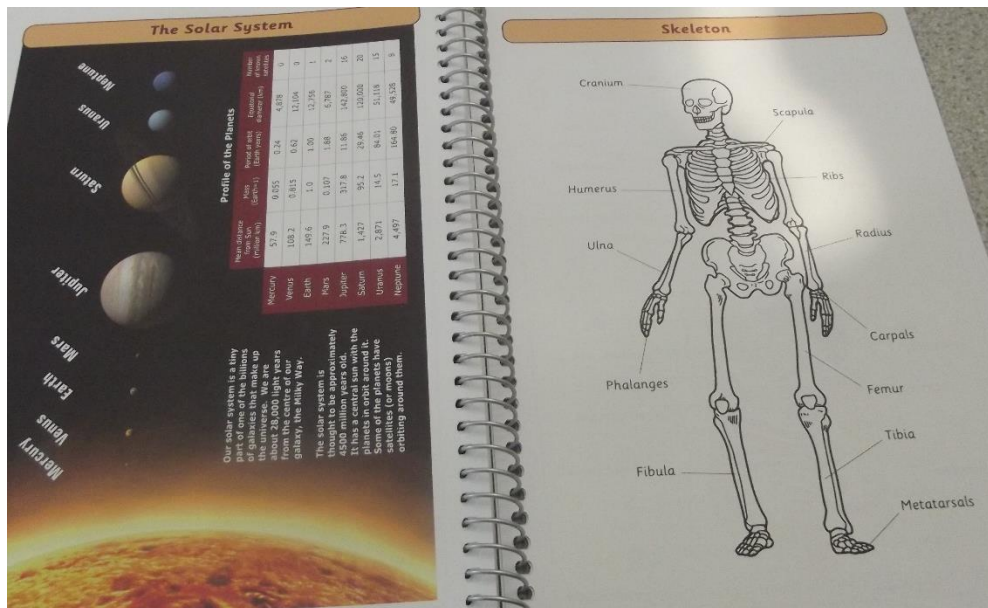
Children can use the tricky word box to help them learn new spellings or to remember new words they have learned.

At the back of the planner, there are pages of useful information that will help the children throughout Year 3. Each week, we complete an arithmetic test. We put scores on this page and children will be set a target to see if they can beat their last score. When they achieve their target they can earn Smileys.

Arithmetic				
Record your weekly arithmetic scores below. Set yourself a target and work with the adults in your classroom to help you achieve it.				
Date:	Date:	Date:	Date:	Date:
Date:	Date:	Date:	Date:	Date:
Date:	Date:	Date:	Date:	Date:

There are also pages that will help with:

- Spelling, punctuation and grammar.
- Maths including times tables, number squares and examples from our calculation policy,
- Science learning,
- Music learning and
- Geography learning.



Learning in Year 3

In Year 3, we do lots of exciting learning. We love to learn and below you can see the plan of our learning throughout the year.

	Autumn 1	Autumn 2	Spring 1	Spring 2	Summer 1	Summer 2
Literacy	Stone Age Boy	Ice Palace	The Day The Crayons Quit Alice in Wonderland	Leon and the Place Between	Ottoline and the Yellow Cat	James and the Giant Peach Gorilla
Maths	Place Value Four operations	Four operations Measure	Place value Four operations Fractions	Measures Geometry	Fractions Measures	Measure Geometry
Religious Education	What do Christians learn from the creation story?	What is the Trinity?	Why do Christians call the day Jesus died Good Friday?	When Jesus left, what was the impact of Pentecost?	What does it mean to be a Jew in Britain today?	What are the deeper meanings of festivals?
Science	Rocks	Forces and Magnets	Animals Including Humans	Plants	Light and Shadows	Consolidation
History	Stone Age to Bronze Age			Bronze Age to Iron age	Roman Empire	
Geography		Continents and Climate Change	Great Britain			Region of France
Music		Let your Spirit Fly		3 Little Birds		Bringing Us Together
ICT	We are programmers	We are bug fixers	We are presenters	We are network engineers	We are communicators	We are opinion pollsters
Physical Education	Personal Skills	Social Skills	Cognitive Skills	Creative Skills	Applying Physical Skills	Health and Fitness
French	Greetings Numbers		Colours Animals		The Very Hungry Caterpillar / Food	
Art	Drawing skills		Colour Theory and Painting		Mark making Pastels and charcoal	
Design Technology		Textile- making a puppet		Cooking and healthy eating		DT week—Pneumatics
P S H E	Relationships—Feelings and Emotions	Healthy Relationships, Valuing Differences	Health and Well-being: Healthy Lifestyles	Growing and Changing, Keeping Safe	Living in the wider world: Rights and Responsibilities; Taking Care of the Environment; Money	Living in the wider world: Rights and Responsibilities; Taking Care of the Environment; Money

Reading

Most children will start using Accelerated Reader in September. Some children will know how to use Accelerated Reader from the Infant School but for those who don't, it is very easy and exciting to use:

- Complete a quiz
- At the end of a quiz you are given a score
- Choose a book on the level indicated

Each quiz has between 5 and 10 questions about the book they have just read. Children may use the book to help them answer the questions, if they need to.

Accelerated Reader is another way that children can earn Smileys. In the first few weeks of Year 3, children will be given a login and password for the quiz website.




TT Rockstars

We use TT Rockstars as a fun way of learning times tables. TT Rockstars is a website that children can log on to at home. In Year 3, we aim to learn our 3, 4, 6 and 8 times tables. When children first login, they can create their very own rock star and choose a name. There are different types of games and activities on the website. Children will be given a login for this website too in September. Rock on!




SPAG.com

This is another great website we use in school to help children with literacy learning. Children will be given set spelling, punctuation or grammar tasks that will help them to remember and practise the learning we have done in class.



Homework

Children will be given homework tasks each week. These are usually alternated between maths and SPAG (spelling, punctuation and grammar), they will have a homework book to complete these tasks in. The children will also have weekly spellings to learn, which they will be tested on.



Pastoral Support

Our learning mentors, Mrs Brearley and Mrs Moon are in school to support children where needed. Mrs Brearley is available before school in the playground every morning from 8.40am until 8.50am and then in school until 3.25pm. Mrs Moon is available 9am until 2pm every Tuesday & Wednesday. During the first few weeks, all the children in Year 3 will have a chat with one of the learning mentors who will introduce themselves and see how the children are settling in. Also, if you have any concerns we encourage parents to contact the school to discuss any social or welfare issues. If you wish to make an appointment to see one of the learning mentors please contact the school office.



Further Support

If you have any further questions or need any further support from the school, please feel free to get in touch. There are various ways you can contact us:

- In a morning, before school, you can speak to Mrs Brearley who will be available in the playground until 8:50am.
- You can speak to your child's class teacher, preferably at the end of the school day.
- You can also speak to the staff in the office, Mrs Talbot or Mrs Stephenson, who are always happy to help. The office can be contacted by visiting reception, on the phone (01484 712895) or via email (office@standrews.calderdale.sch.uk)



