



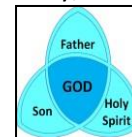


## St. Andrew's CE (VA) Junior School

### Year 3 Autumn 2 Curriculum Overview



### Key learning this half term

Literacy	Maths	Religious Education
<p>In Literacy, we will be studying the book: The Ice Palace.</p> <p>We will continue to consolidate Year 2 grammar with a focus on expanded noun phrases, conjunctions and apostrophes for possession and contraction. We will also learn how to use paragraphs in our writing as well as continuing to learn our spelling rules.</p> <p>We will be writing informal letters, instructions and winter poems. We will then build up to writing our own quest myth story!</p> <div style="display: flex; justify-content: space-around; align-items: center;">   </div> <p>In Literacy, we will also look at the book the Tin Forest, which links with our Geography environmental learning.</p>	<p>In Maths, we will continue our focus on understanding number, up to 1000 along with using the four operations. We will use equipment to help with understanding.</p> <p>We will continue to embed the childrens' understanding of more formal methods of addition and subtraction using the column method.</p> <p>We will then move on to look at multiplication and division with a focus on the 2, 3, 5 and 10's multiplication tables.</p> <p>It is a requirement that by the end of year 3 the children know the times table and division facts for the three, four, six and eight times tables, so these tables will be our focus throughout the year. We will also consolidate the two, five and ten times tables from year 2.</p>	<p>In RE this half term we will learn about what Christians believe about the Trinity by asking the question, what is the Trinity?</p> <p>We will look at how Christians believe that the Trinity is God represented in three different ways. We will look at how this is an important part of baptism and also in Christian prayer. We also discuss and explore how the Trinity can be represented in other ways too and what it means to Christians today.</p> <p><b><u>PUPILS WILL KNOW THAT:</u></b></p> <p><u>Some Christians believe...</u></p> <ul style="list-style-type: none"> <li>· God is Trinity: Father, Son and Holy Spirit.</li> <li>· The Father creates; he sends the Son who saves his people; the Son sends the Holy Spirit to his followers.</li> <li>· That understanding God is challenging; people spend their whole lives learning more and more about God.</li> <li>· Christians believe the Holy Spirit is God's power at work in the world and in their lives today, enabling them to follow Jesus.</li> </ul> <div style="text-align: right;">  </div>

Science	Geography	PSHE	French	DT
<p>Our topic for this half term will be forces and magnets. The children will investigate forces. They will also learn about how magnets attract and repel, identify poles and group magnetic materials. They will conduct experiments and begin to plan their own investigations.</p> <p><b><u>PUPILS WILL KNOW:</u></b> How to compare how things move on different surfaces. That magnets have two poles, North and South, and how these attract or repel each other.</p>	<p>This half-term, our topic will be Continents and Climate Change. We will begin by recapping the continents and learning how to use a globe and an atlas. The children will then explore the causes and impact of climate change before looking at ways to reduce it.</p> <p><b><u>PUPILS WILL KNOW:</u></b> The seven continents. How to use an atlas. The difference between weather and climate. The cause and impact of climate change.</p>	<p>The Jigsaw puzzle piece for this half term is celebrating difference.</p> <p>Children will explore families and their differences and how to manage family conflict.</p> <p><b><u>PUPILS WILL KNOW:</u></b></p> <p>Recognising how words can be hurtful</p> <p>Giving and receiving compliments</p>	<p>The children will begin by learning the phonics sounds for French to help them pronounce words correctly. They will learn how to introduce themselves, the numbers 1-20, as well as classroom instructions.</p> <p><b><u>PUPILS WILL KNOW:</u></b> French phonics to help their pronunciation. How to introduce themselves. How to say the numbers 1-12. Classroom instructions. How to describe the items in their pencil case.</p>	<p>During the DT week this half term the children will design, make and evaluate hand puppets. The puppets will be made from felt and sewn together using simple stitches. They will then be decorated following the children's designs.</p> <p><b><u>PUPILS WILL KNOW:</u></b> How to use a simple straight stitch How to write step by step instructions for what they have made using instructional language. How to explain what they like and dislike about their finished product.</p>
Pe	ICT	British Value	Christian Value	Vocabulary
<p>We continue to follow the 'Real PE' scheme. The children will focus on developing their social skills by using dynamic and static balances.</p> <p><b><u>PUPILS WILL KNOW:</u></b> How to show patience and support others. Where they are with their learning and begin to challenge themselves. How to recognise similarities and differences in movement.</p>	<p>We will be programme fixers. We will be able to explain how scripts work, find and correct errors in them and explore creative ways of improving them.</p> <p><b><u>PUPILS WILL KNOW:</u></b> How to explain what a script is and how it works How to fix errors Some common types of errors.</p>	<p>The British Value we will continue to focus on is Mutual respect and tolerance.</p> <p>This focus will weave into our PSHE learning and weekly class worship.</p> <p>Opportunities will be given to explore people with different backgrounds, cultures and faiths.</p>	<p>The Christian Value for this half term is Endurance.</p> <p>We will look at endurance in the Bible and what we can learn from it.</p>	<p>ICT: algorithms, program, script, error, logical thinking</p> <p>Science: magnetic, force, friction, poles, repel, attract</p> <p>DT: textiles, stitch, design, evaluate</p> <p>PE: challenge, patience, support, balance</p> <p>Geography: climate, weather, continents, equator</p>

